

In the last quarter of 2023, population movements intensified in the regions of Diffa, Maradi, Tahoua and Tillabéri, with a 21% increase in the number of displaced people compared to the same period in 2022. As of 31 December 2023, the country had approximately 459,000 internally displaced persons (IDPs) and 291,000 refugees. These massive displacements were caused by violence, armed conflicts and climate hazards. The population movements have generated urgent humanitarian needs in various sectors, such as access to drinking water, food, shelter, sanitation, health, education and protection. To address the complex challenges, better coordination is essential among humanitarian actors and local authorities. Effective measures must be put in place to ensure the protection of affected populations, provide adequate humanitarian assistance and programme towards durable solutions to strengthen community resilience.

KEY FIGURES

INTERNALLY DISPLACED PERS.¹

458 426

233 848 Women
224 578 Men
144 259 Girls
138 601 Boys

48

Municipalities sheltering internally displaced people in Diffa, Niamey, Maradi, Tahoua and Tillabéri

REFUGEES²

290 969

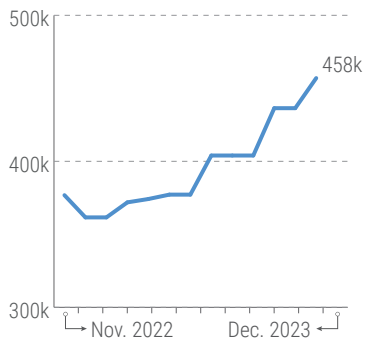
148 904 Women
121 096 Men
71 632 Girls
68 973 Boys

16

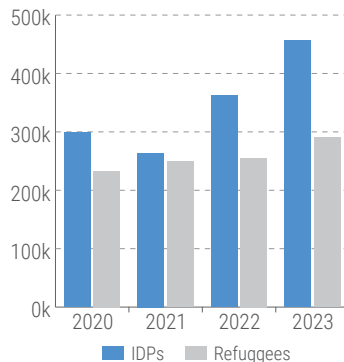
Refugees Camps/sites

MOVEMENTS TRENDS

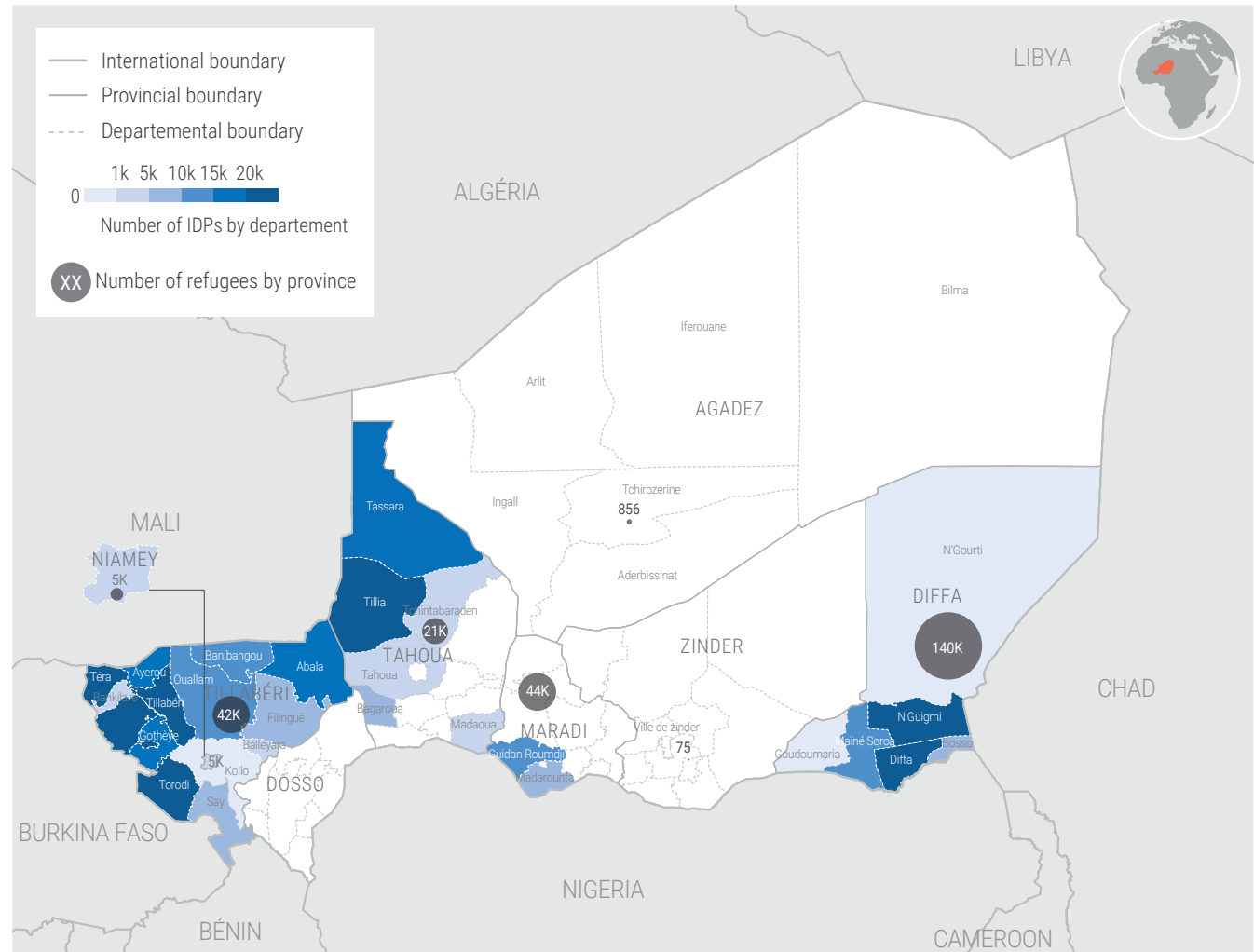
Evolution of the number of IDPs



IDPs and Refugees by year



INTERNALLY DISPLACED PERSONS AND REFUGEES BY DEPARTMENT



The boundaries and names shown and designations used on this map do not imply official endorsement or acceptance by the United Nations.

Creation Date : january 8, 2024 | Sources : Comité National de collecte PDI, MAH, DREC-MR, UNHCR | Feedback : ochaniger@un.org | For more information : www.unocha.org/niger | www.reliefweb.int/country/ner | Twitter : @UNOCHA_Niger

Age group (Men/women = all ages; child < 18 years)

1. This number includes the 4 977 IDPs registered in Niamey. 2. Registered refugees on november 30, 2023.

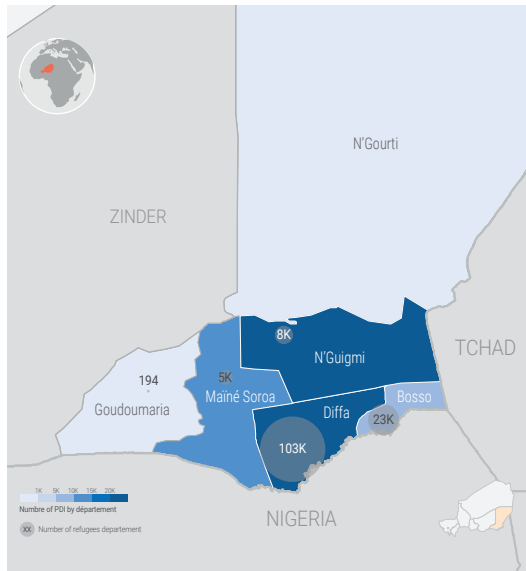
DIFFA

The security situation has remained unstable in Diffa Region, with continued increase of people's internal displacement, which has resulted in important challenges and humanitarian needs in the field. Compared to the first quarter of 2023, the number of IDPs increased by 8%, of which 85% are in Diffa Department administrative unit below Region). 55% of the IDPs are young girls and boys.

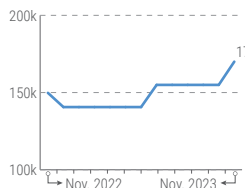
171 520³

Internally Displaced Persons

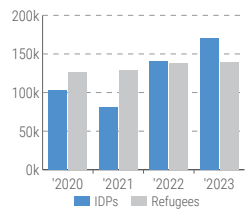
87 475 Women
84 045 Men
54 268 Girls
40 032 Boys



Evolution of the number of IDPs



IDPs and Refugees by year



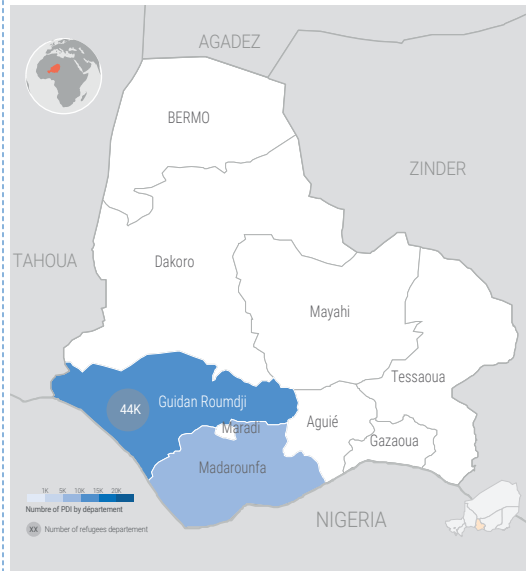
MARADI

The latest IDP census carried out in May 2023 in the Maradi region recorded 16,307 IDPs in 5 communes of the Guidan Roundji and Madarounfa departments. This is slightly lower than the figure provided by the March 2023 IOM Displacement Tracking Matrix (DTM) which indicated 18,129 IDPs in 9 communes. The statistic revealed that 69% of the IDPs surveyed were young people under the age of 18.

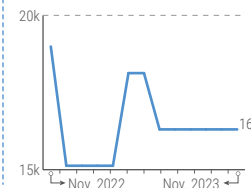
16 307³

Internally Displaced Persons

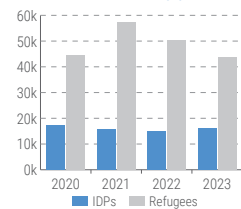
8 416 Women
7 891 Men
5 832 Girls
5 468 Boys



Evolution of the number of IDPs



IDPs and Refugees by year



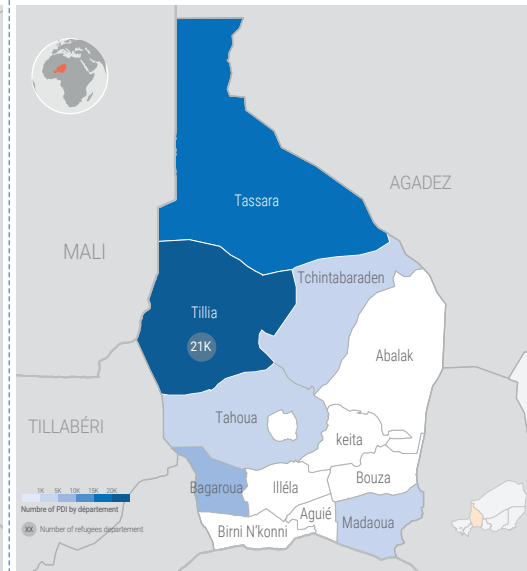
TAHOUA

During the last quarter of 2023, the security situation remained highly volatile and unpredictable in the Tahoua region. To date, around 77,000 IDPs are concentrated in the departments of Tillia and Tassara, which are home to almost 76% of all IDPs in the region. The town of Tchintabaraden, as well as the villages of Magalaloum, Chinchinanen, Taghmart and Tahoua Ville, were the main destinations for IDPs during the same period. Around 57% of the IDPs are girls and boys.

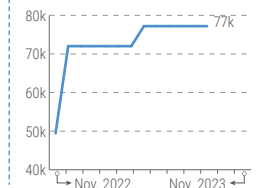
77 203³

Internally Displaced Persons

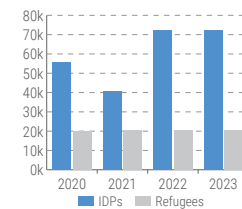
43 234 Women
33 969 Men
24 643 Girls
19 363 Boys



Evolution of the number of IDPs



IDPs and Refugees by year



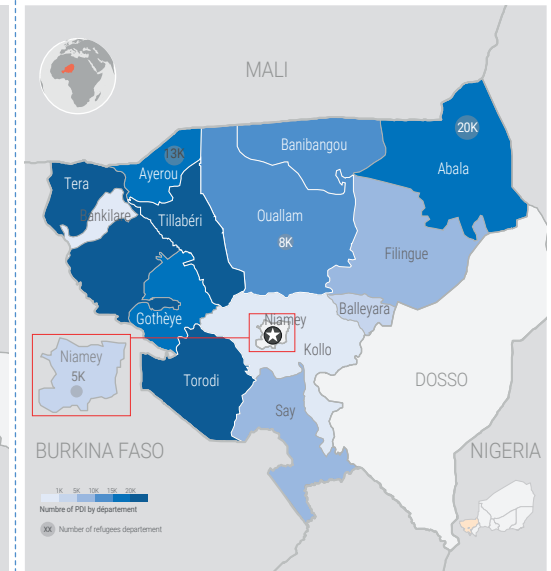
TILLABÉRI

The deteriorating security situation has led to massive population movements in Tillabéri Region, with more than 27,000 people forcibly displaced in the last quarter of 2023. There are currently around 190,000 IDPs in 12 of the region's 13 departments. There was a significant increase in the number of IDPs in Tera Department (41%). 62% of all IDPs are girls and boys aged below 18.

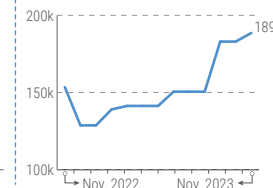
188 579⁴

Internally Displaced Persons

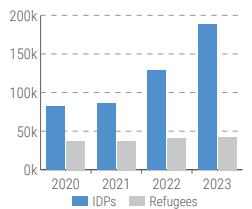
101 833 Women
86 746 Men
63 136 Girls
53 783 Boys



Evolution of the number of IDPs



IDPs and Refugees by year



The boundaries and names shown and designations used on this map do not imply official endorsement or acceptance by the United Nations.

Creation Date : january 8, 2024 | Sources : Comité National de collecte PDI, MAH, DREC-MR, UNHCR | Feedback : ochaniger@un.org | For more information: www.unocha.org/niger | www.reliefweb.int/country/ner | Twitter : @UNOCHA_Niger

Age group (Men/women = all ages; child < 18 years)

3. Source MAH (Data as of December 31, 2023 awaiting validation) 4. Source : MAH (Data published on mai 02, 2023)