



UGANDA- REFUGEE STATISTICS NOVEMBER 2023

Adjumani

Total Population
218,549

Total Refugees
218,541

Total Households
30,330

Total Asylum-Seekers
8

Women and Children
85 %
185,668

Female
54 %
117,019

Elderly
3 %
6,422

Youth 15-24
25 %
55,532

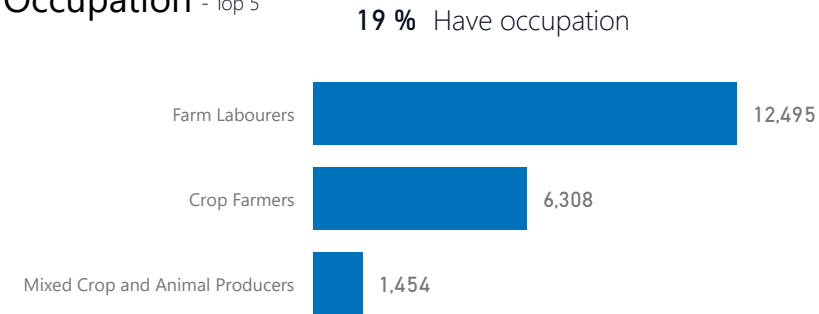
Top Zones

Zone	HHs	Individuals
Nyumanzi	5,073	45,219
Pagrinya	6,029	36,886
Ayilo I	3,026	26,718
Maaji II	2,592	17,624
Ayilo II	2,019	15,018
Maaji III	2,307	14,469
Boroli I	1,316	9,329
Mirieyi	1,017	8,504
Alere	1,335	8,290
Agojo	1,517	7,214
Baratuku	850	6,116
Mungula I	671	5,143
Olua I	609	5,111
Boroli II	701	4,542

Country of Origin

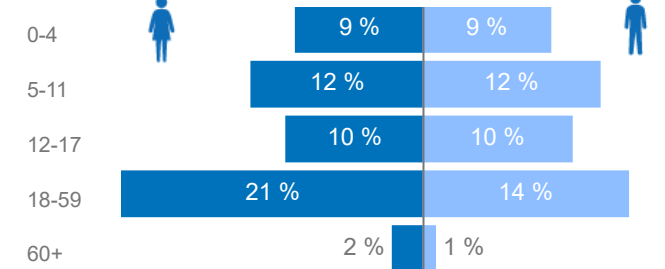
Country of Origin	Total
South Sudan	217,103
Sudan	1,393
Democratic Republic of the Congo	42
Eritrea	5

Occupation - Top 5

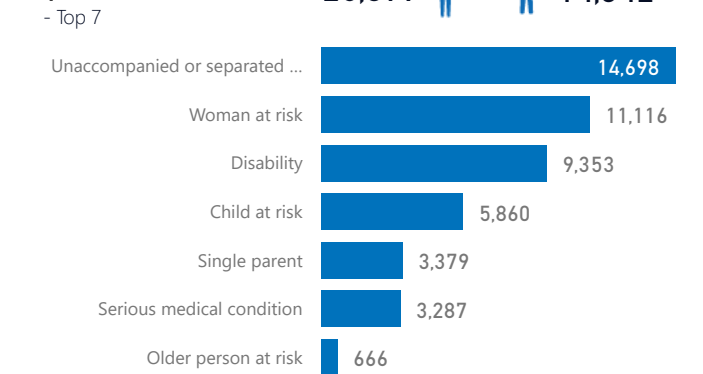


* Age is between 18 - 59 years for Occupation

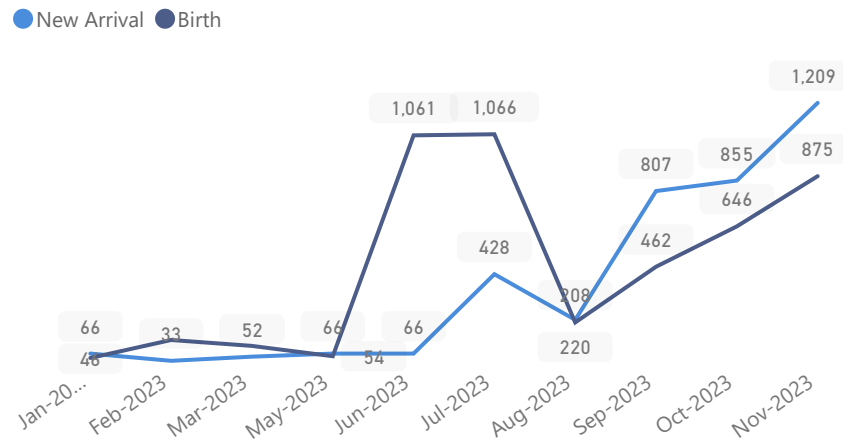
Age & Gender Breakdown



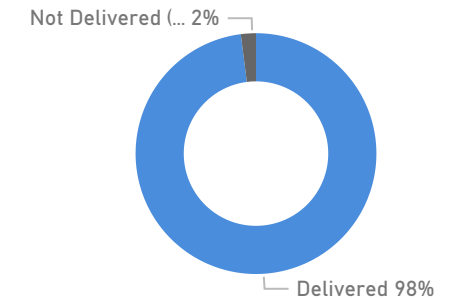
Specific Needs



New Registration by Month



Assistance Status

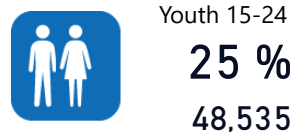
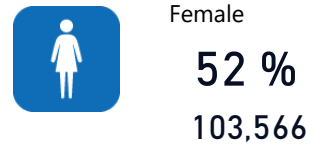
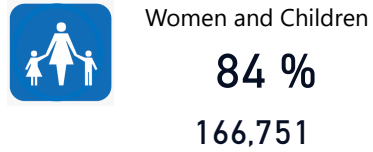
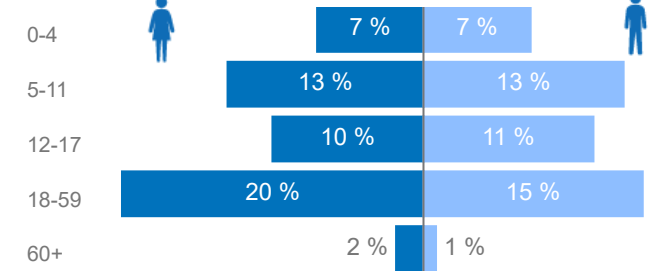


Total Population 197,434	Total Refugees 197,433
Total Households 36,608	Total Asylum-Seekers 1

Top Zones

Zone	HHs	Individuals
Zone 3	9,328	47,126
Zone 2	7,503	44,428
Zone 5	8,177	41,624
Zone 1	6,196	36,031
Zone 4	5,400	28,213

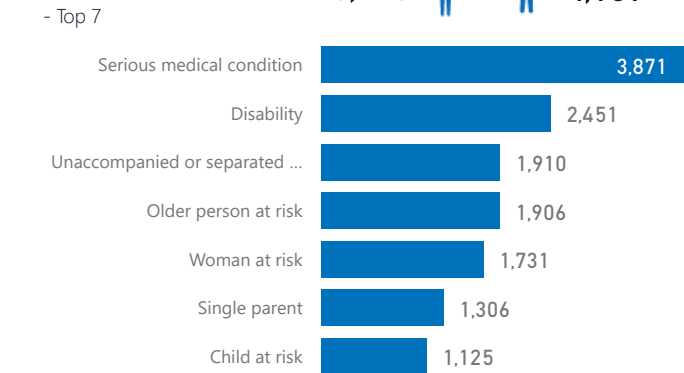
Age & Gender Breakdown



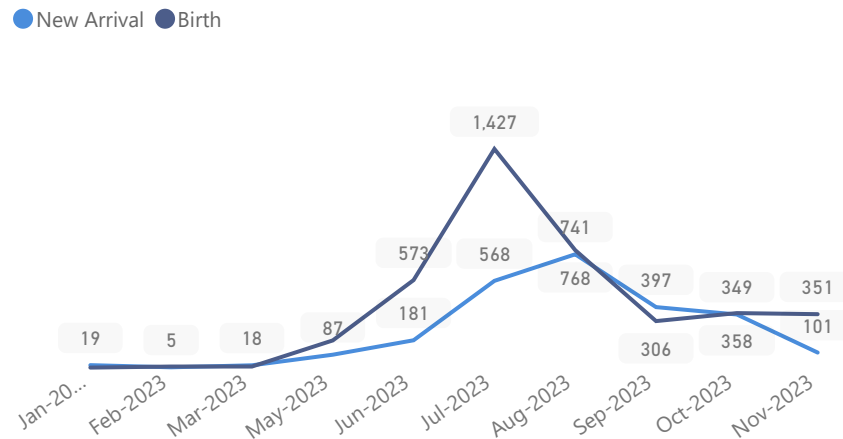
Country of Origin

Country of Origin	Total
South Sudan	197,315
Sudan	74
Democratic Republic of the Congo	40
Ethiopia	3
Burundi	1
Rwanda	1

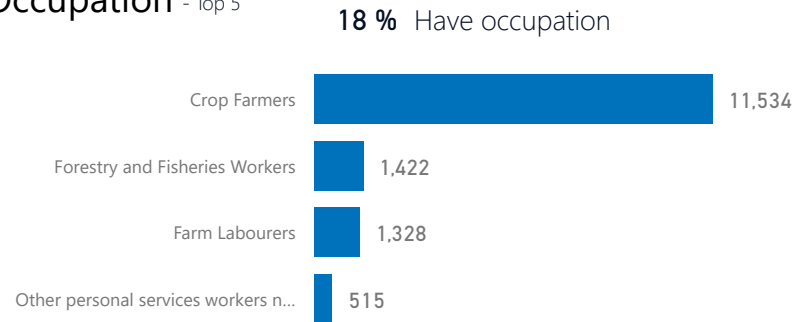
Specific Needs



New Registration by Month

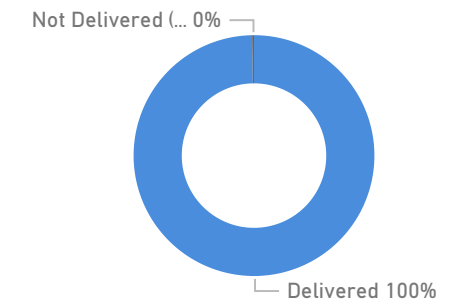


Occupation - Top 5



* Age is between 18 - 59 years for Occupation

Assistance Status

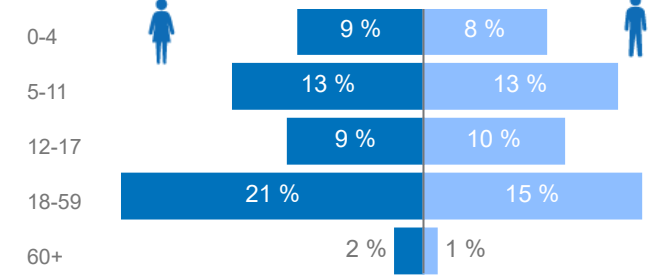


Total Population 66,906	Total Refugees 66,896
Total Households 15,294	Total Asylum-Seekers 10

Top Zones

Zone	HHs	Individuals
Zone I	6,153	27,162
Zone II	5,201	24,877
Zone III	3,095	12,593
Zone IV	842	2,264

Age & Gender Breakdown



Women and Children
84 %
56,390

Elderly
3 %
1,897

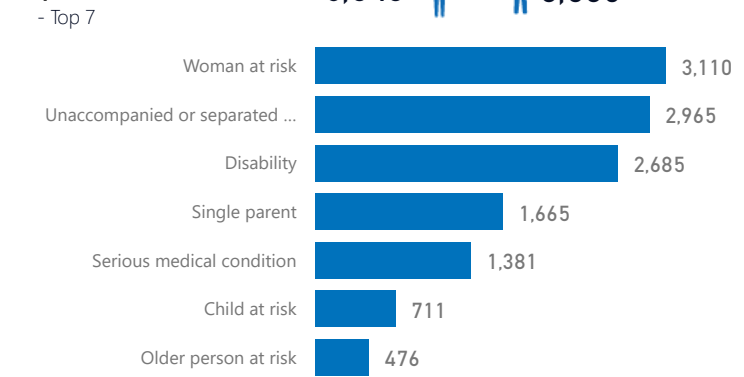
Female
53 %
35,584

Youth 15-24
23 %
15,082

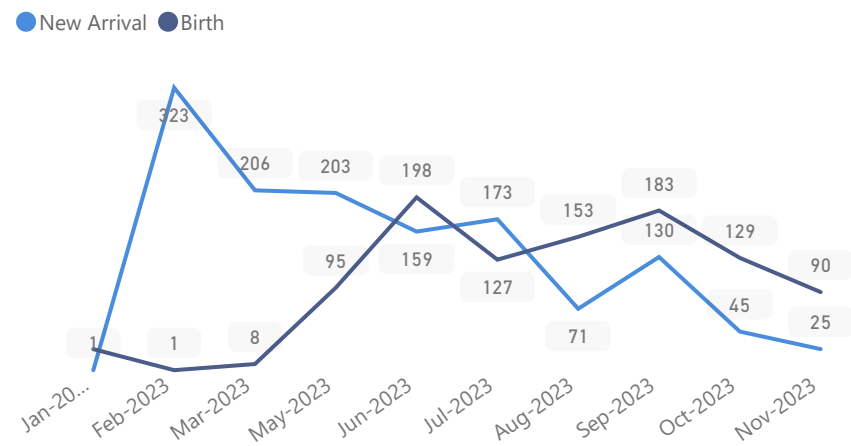
Country of Origin

Country of Origin	Total
South Sudan	64,167
Democratic Republic of the Congo	2,677
Sudan	50
Rwanda	8
Central African Republic	1
Ethiopia	1
Senegal	1
United Republic of Tanzania	1

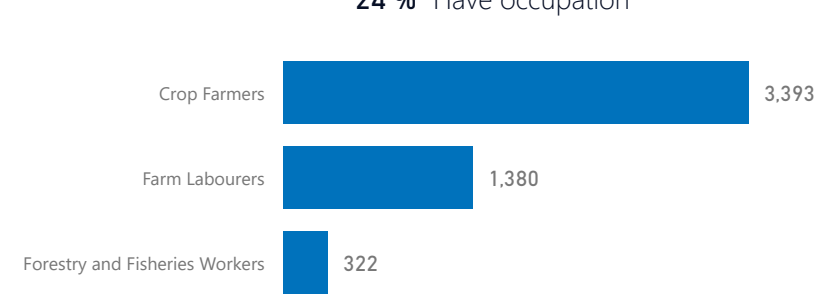
Specific Needs



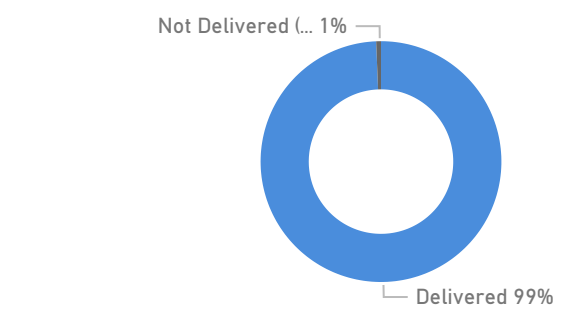
New Registration by Month



Occupation - Top 5



Assistance Status



* Age is between 18 - 59 years for Occupation



UGANDA- REFUGEE STATISTICS NOVEMBER 2023

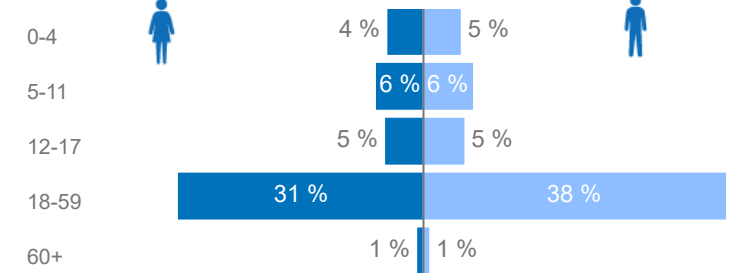
Kampala ▼

Total Population 133,255	Total Refugees 103,858
Total Households 78,927	Total Asylum-Seekers 29,397

Top Zones

Zone	HHs	Individuals
Makindye Division	32,348	57,976
Kampala Central	28,594	39,073
Rubaga Division	13,889	27,146
Kawempe Division	2,578	5,164
Nakawa	977	2,702

Age & Gender Breakdown



Women and Children
62 %
82,244

Female
46 %
61,452

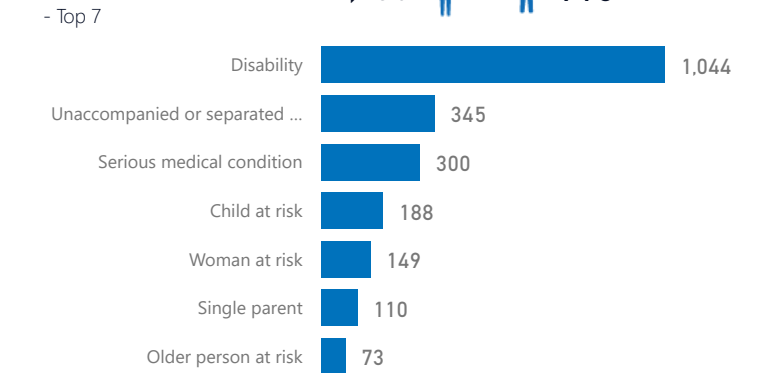
Elderly
1 %
1,683

Youth 15-24
26 %
34,707

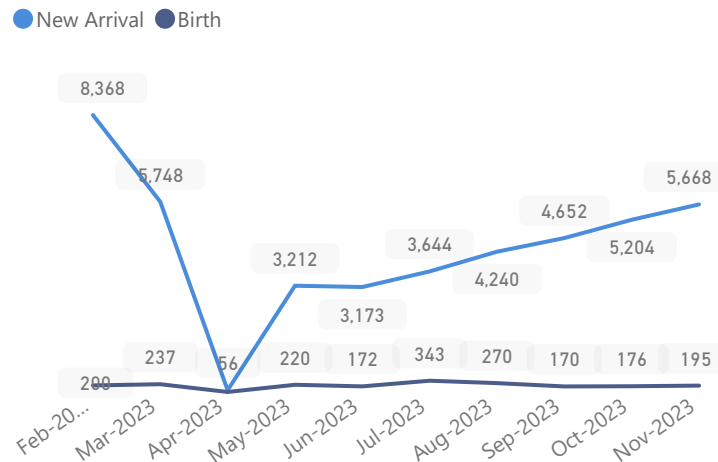
Country of Origin

Country of Origin	Total
Somalia	39,663
Eritrea	39,230
Democratic Republic of the Congo	24,452
Sudan	10,389
Ethiopia	8,744
Burundi	4,435

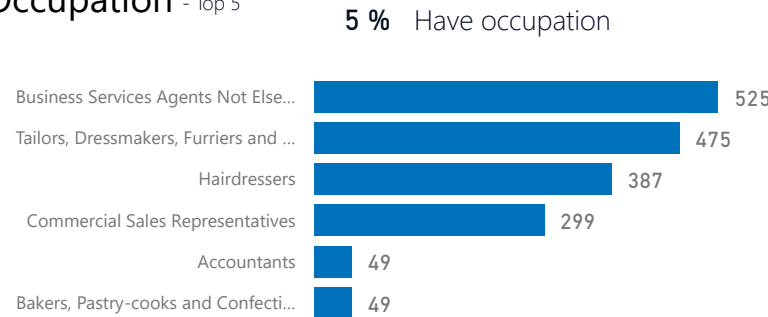
Specific Needs



New Registration by Month



Occupation - Top 5



Assistance Status

* Age is between 18 - 59 years for Occupation



UGANDA- REFUGEE STATISTICS NOVEMBER 2023

Kiryandongo

Total Population
77,488

Total Refugees
77,439

Total Households
13,418

Total Asylum-Seekers
49



Women and Children
83 %
63,994



Female
52 %
40,363



Elderly
2 %
1,582



Youth 15-24
30 %
23,315

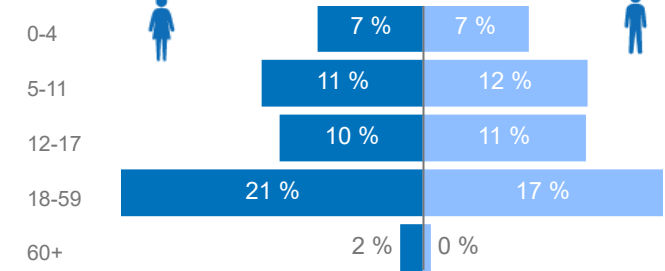
Top Zones

Zone	HHs	Individuals
Ranch 1	7,057	40,630
Ranch 37	6,352	36,834

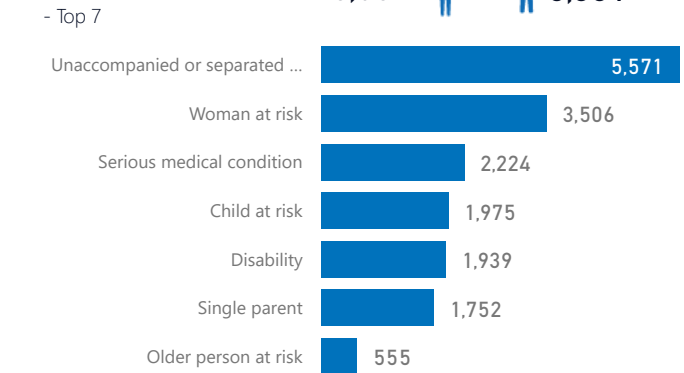
Country of Origin

Country of Origin	Total
South Sudan	76,612
Democratic Republic of the Congo	336
Sudan	297
Kenya	182
Burundi	30
Rwanda	22

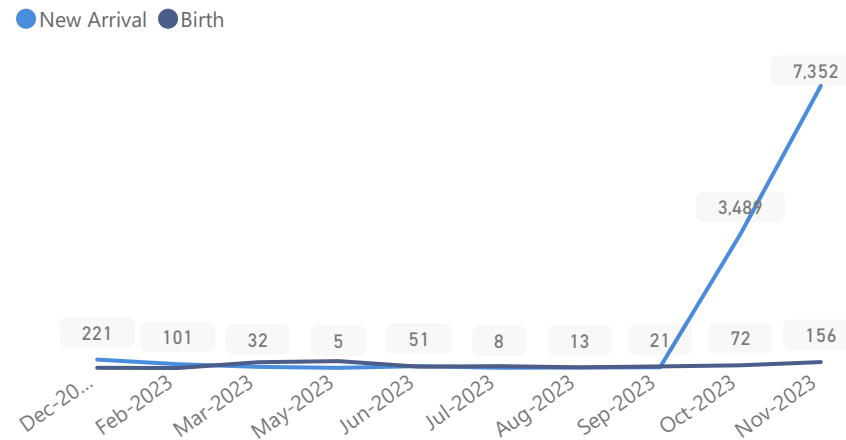
Age & Gender Breakdown



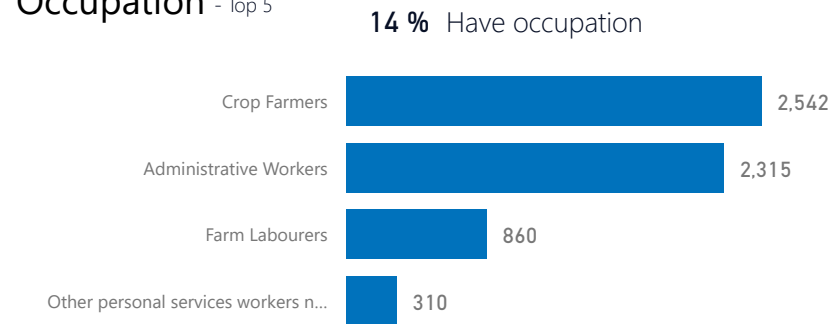
Specific Needs



New Registration by Month

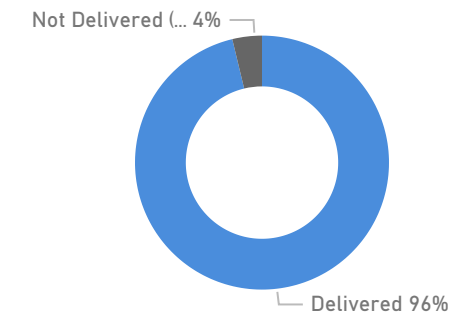


Occupation - Top 5



* Age is between 18 - 59 years for Occupation

Assistance Status





UGANDA- REFUGEE STATISTICS NOVEMBER 2023

Kyaka li

Total Population
125,765

Total Refugees
121,862

Total Households
33,911

Total Asylum-Seekers
3,903

Women and Children
80 %
101,039

Female
51 %
64,272

Elderly
3 %
3,223

Youth 15-24
20 %
24,764

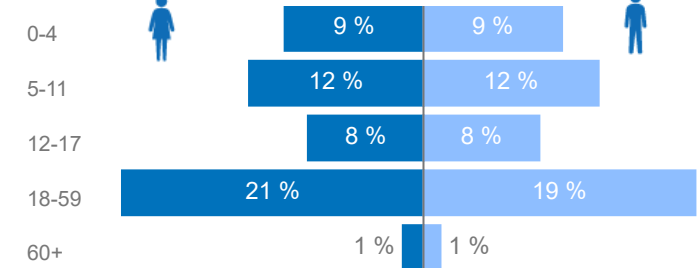
Top Zones

Zone	HHs	Individuals
Sweswe	6,393	22,377
Byabakora	5,537	21,316
Bwiriza	5,900	21,088
Itambabiniga	4,658	16,870
Mukondo	4,183	16,474

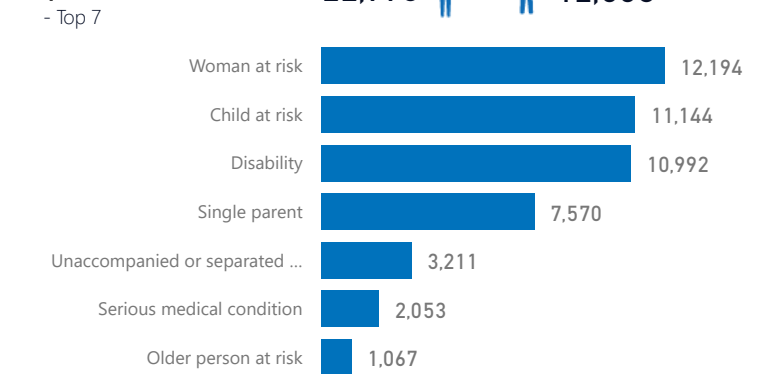
Country of Origin

Country of Origin	Total
Democratic Republic of the Congo	118,763
Rwanda	3,598
Burundi	3,297
South Sudan	51
Congo, Republic of the	13
Kenya	13

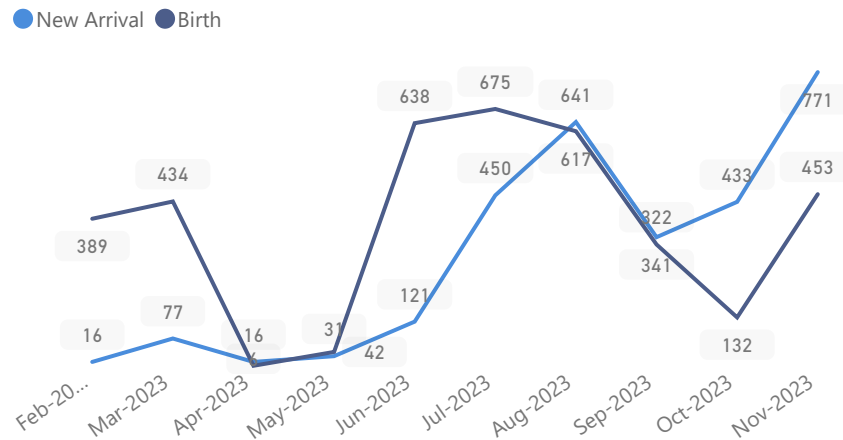
Age & Gender Breakdown



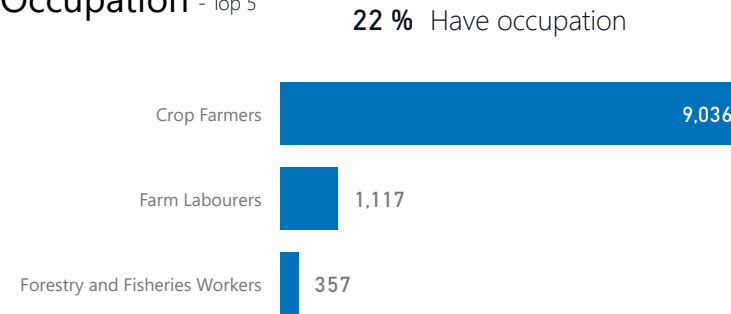
Specific Needs



New Registration by Month

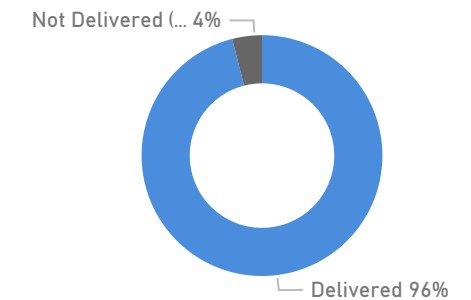


Occupation - Top 5



* Age is between 18 - 59 years for Occupation

Assistance Status





UGANDA- REFUGEE STATISTICS NOVEMBER 2023

Kyangwali ▼

Total Population
133,210

Total Refugees
133,091

Total Households
39,787

Total Asylum-Seekers
119



Women and Children

82 %
109,852



Female

53 %
70,570



Elderly

3 %
4,368



Youth 15-24

18 %
24,077

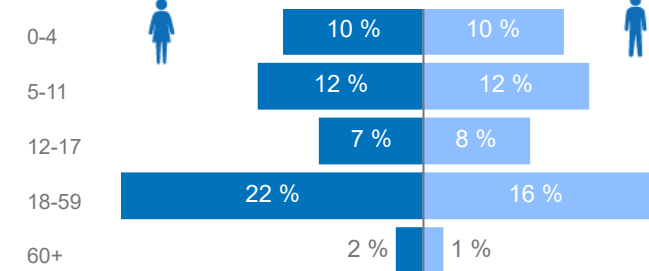
Top Zones

Zone	HHs	Individuals
Kyebitaka	2,645	10,912
Mukonyu A	2,806	7,451
Mombasa	1,976	7,305
Kagoma	2,011	7,104
KARUHINDA	2,241	7,017
WAIBUGA	2,179	6,836
Kentomi	1,966	6,153
MALUMBA	1,928	6,082
Nyampindu	2,002	5,972
BUYANJA	1,793	5,719

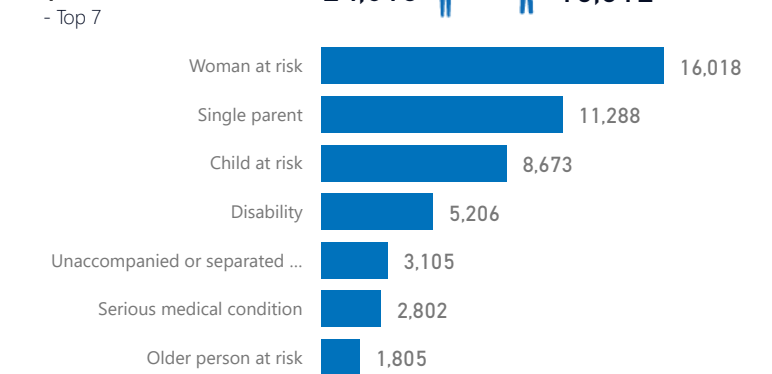
Country of Origin

Country of Origin	Total
Democratic Republic of the Congo	128,877
South Sudan	3,559
Rwanda	620
Burundi	135
Kenya	11
Sudan	5

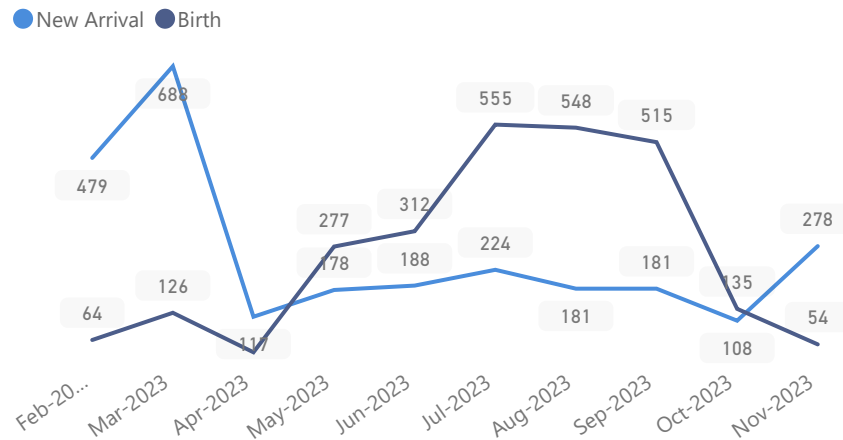
Age & Gender Breakdown



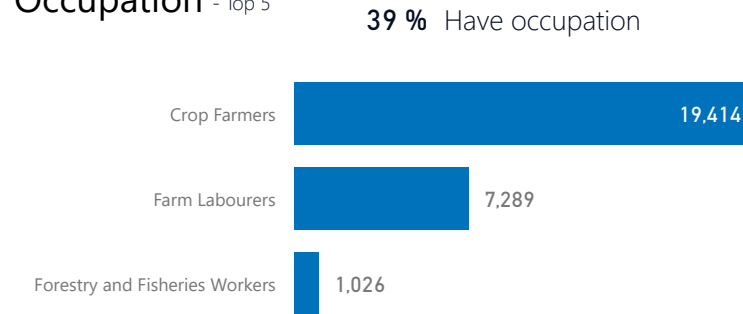
Specific Needs



New Registration by Month

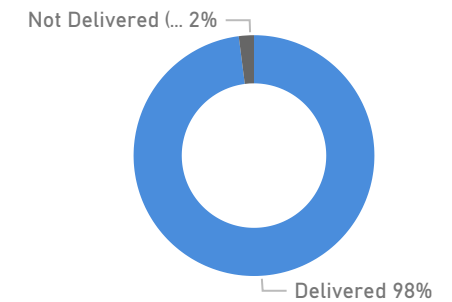


Occupation - Top 5



* Age is between 18 - 59 years for Occupation

Assistance Status



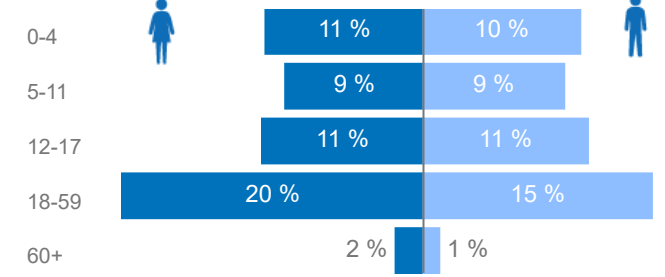
UGANDA- REFUGEE STATISTICS NOVEMBER 2023

Total Population 6,048	Total Refugees 6,048
Total Households 964	Total Asylum-Seekers 0

Zones

Zone	HHs	Individuals
Zone B	494	3,185
Zone A	470	2,863

Age & Gender Breakdown



Women and Children
84 %
5,059

Elderly
3 %
177

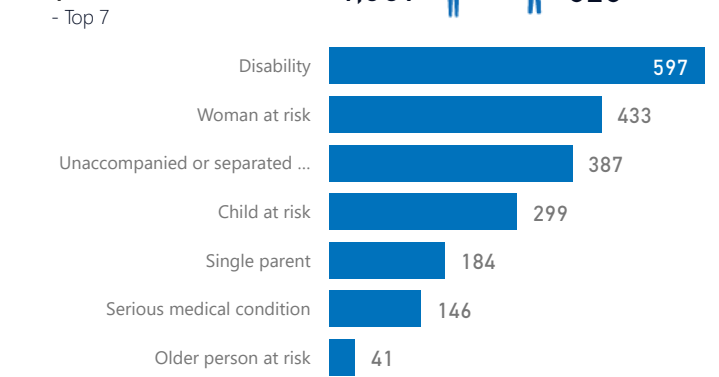
Female
53 %
3,188

Youth 15-24
29 %
1,724

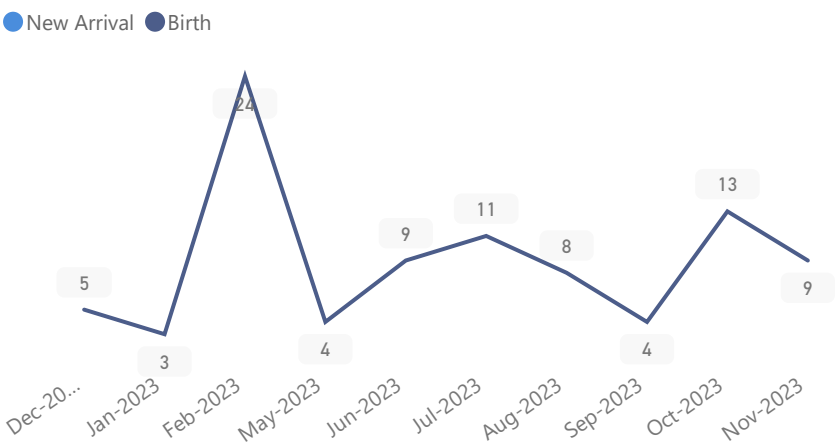
Country of Origin

Country of Origin	Total
Democratic Republic of the Congo	6,044
South Sudan	3
Somalia	1

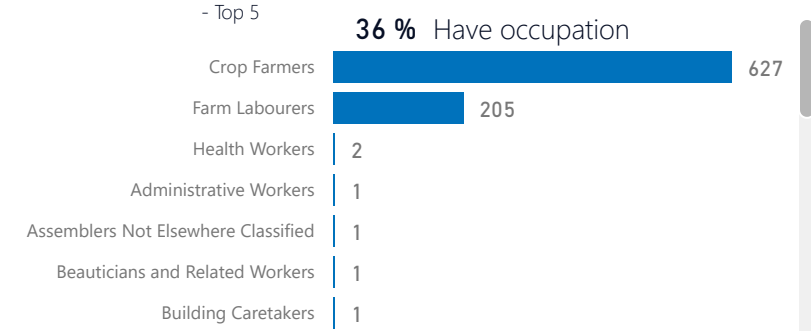
Specific Needs



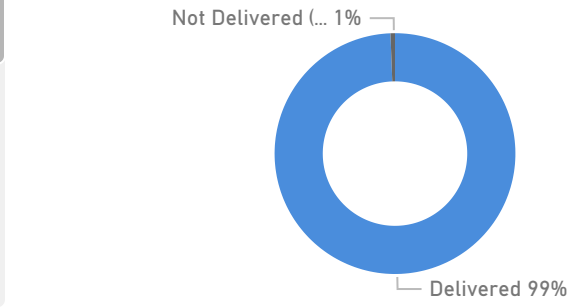
New Registration by Month



Occupation



Assistance Status



* Age is between 18 - 59 years for Occupation



UGANDA- REFUGEE STATISTICS NOVEMBER 2023

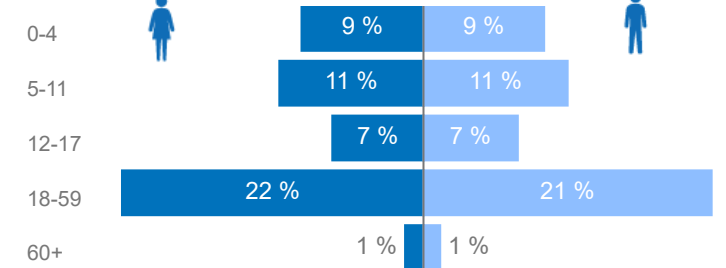
Nakivale ✓

Total Population 182,588	Total Refugees 176,571
Total Households 55,561	Total Asylum-Seekers 6,017

Top Zones

Zone	HHs	Individuals
Rubondo	29,911	84,883
Base Camp	17,390	67,341
Juru	7,826	29,442

Age & Gender Breakdown



Women and Children
77 %
141,083

Elderly
3 %
4,785

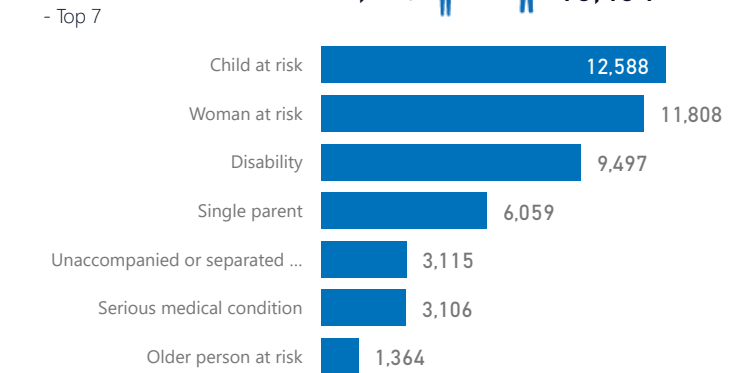
Female
50 %
92,192

Youth 15-24
22 %
40,795

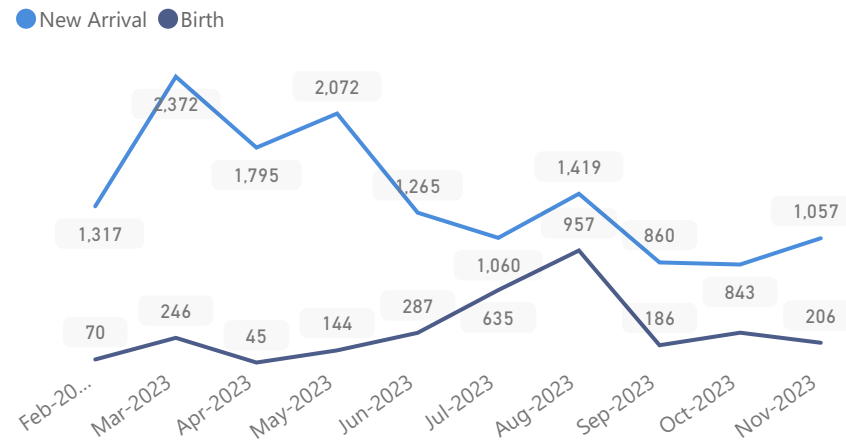
Country of Origin

Country of Origin	Total
Democratic Republic of the Congo	120,570
Burundi	32,542
Rwanda	15,279
Somalia	12,038
Ethiopia	1,022
Eritrea	866

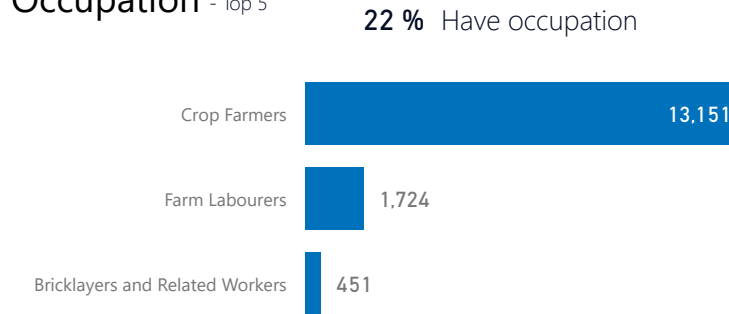
Specific Needs



New Registration by Month

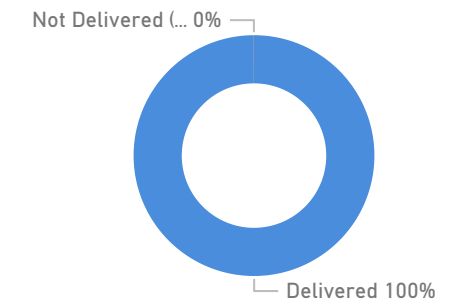


Occupation - Top 5



* Age is between 18 - 59 years for Occupation

Assistance Status





UGANDA- REFUGEE STATISTICS NOVEMBER 2023

Oruchinga

Total Population
7,966

Total Refugees
7,964

Total Households
1,762

Total Asylum-Seekers
2



Women and Children

80 %
6,383



Elderly

3 %
260



Female

52 %
4,108



Youth 15-24

21 %
1,698

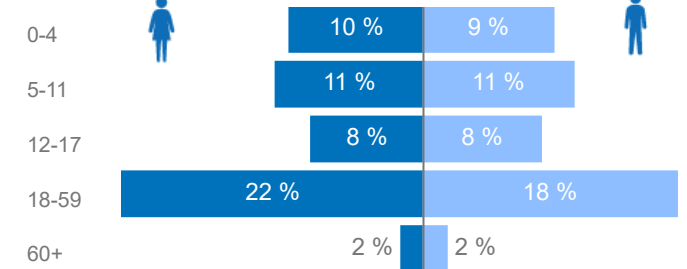
Top Zones

Zone	HHs	Individuals
Kifunjo	548	2,334
Michinga	439	2,035
Busheka	437	2,002

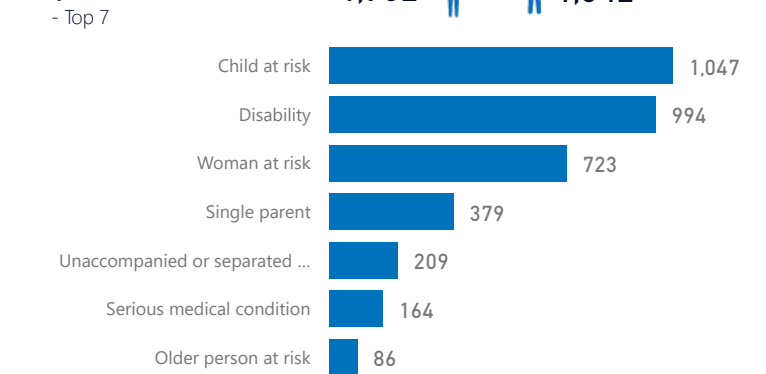
Country of Origin

Country of Origin	Total
Democratic Republic of the Congo	4,150
Rwanda	2,047
Burundi	1,696
South Sudan	72
Sudan	1

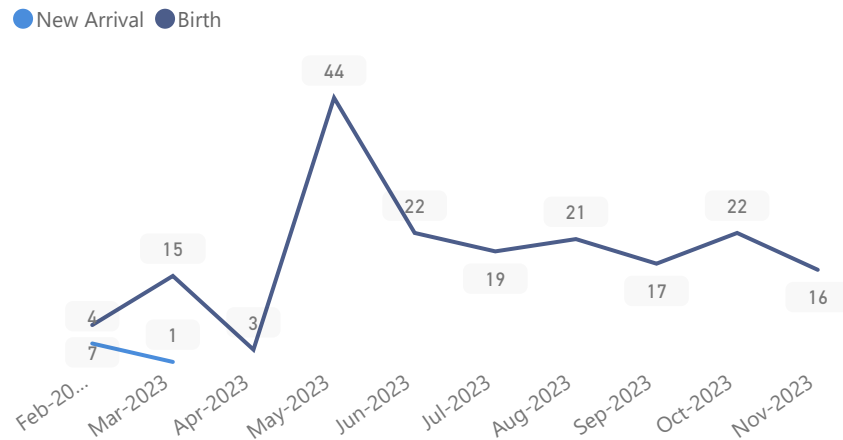
Age & Gender Breakdown



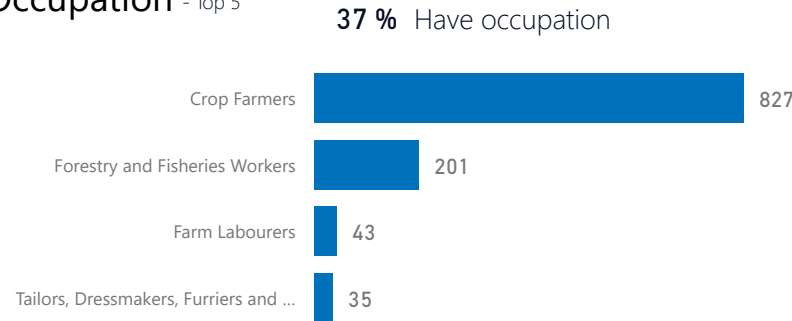
Specific Needs



New Registration by Month

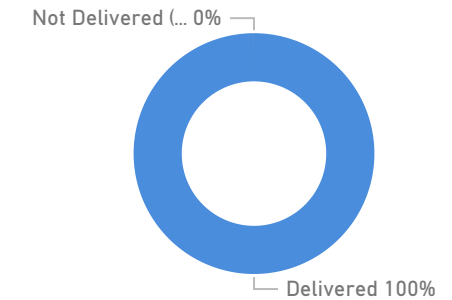


Occupation - Top 5



* Age is between 18 - 59 years for Occupation

Assistance Status





UGANDA- REFUGEE STATISTICS NOVEMBER 2023

Palabek ▾

Total Population
80,036

Total Refugees
80,029

Total Households
16,996

Total Asylum-Seekers
7



Women and Children

86 %
68,678



Elderly

2 %
1,370



Female

50 %
40,149



Youth 15-24

24 %
19,138

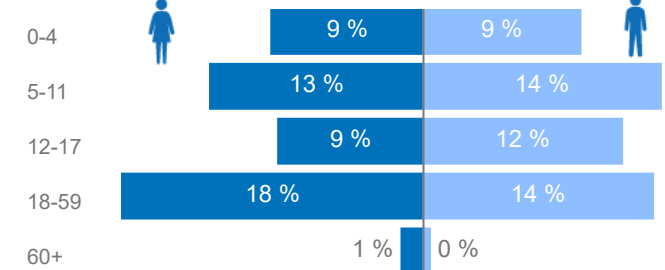
Top Zones

Zone	HHs	Individuals
Zone 6	4,199	21,059
Zone 5B	2,787	12,444
Zone 7	2,198	10,731
Zone 4	1,804	7,794
Zone 5A	1,380	7,431
Zone 3	1,179	6,171
Zone 8	1,024	4,625
Zone 2	1,067	3,913
Zone 1	930	3,578
Zone 9	415	2,248

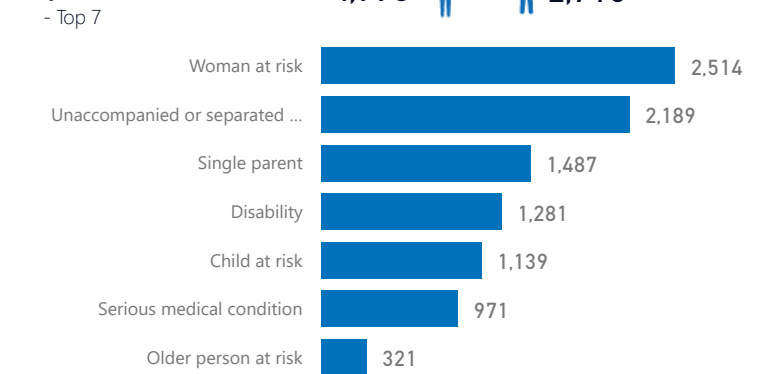
Country of Origin

Country of Origin	Total
South Sudan	79,750
Sudan	239
Democratic Republic of the Congo	47

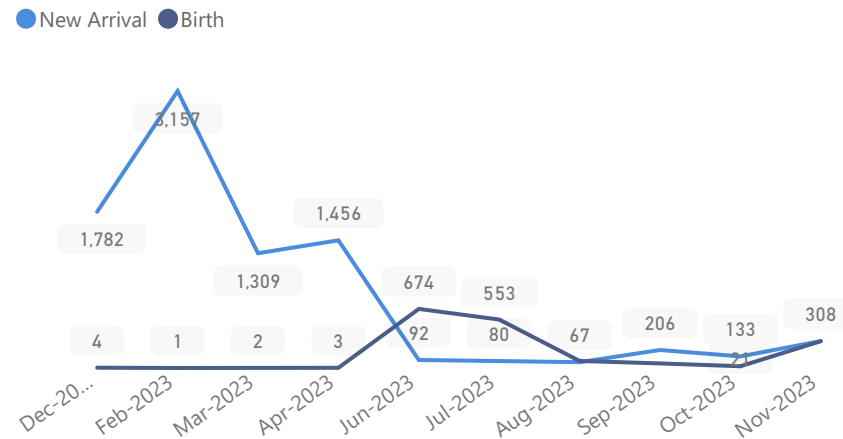
Age & Gender Breakdown



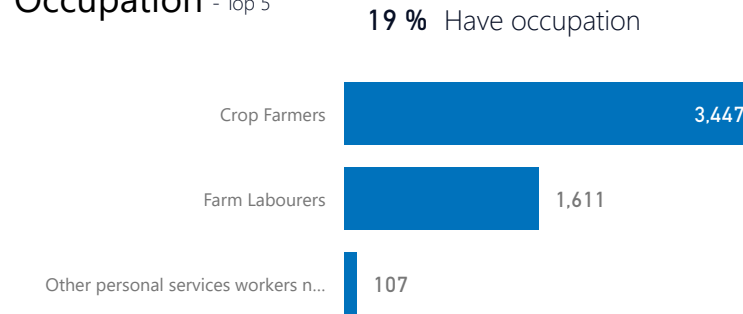
Specific Needs



New Registration by Month

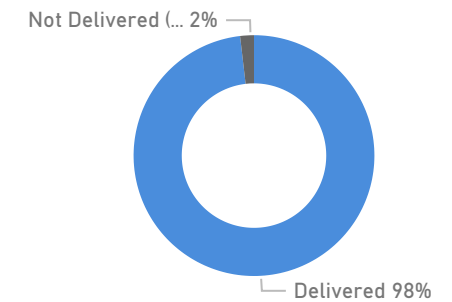


Occupation - Top 5



* Age is between 18 - 59 years for Occupation

Assistance Status

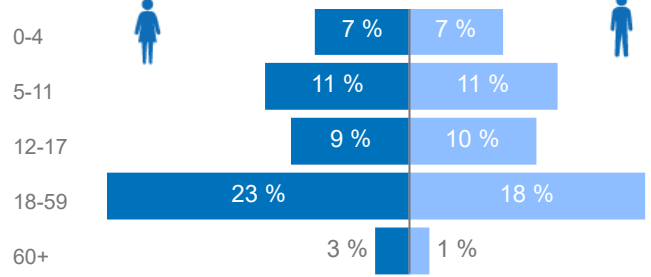


Total Population 128,783	Total Refugees 128,772
Total Households 26,814	Total Asylum-Seekers 11

Top Zones

Zone	HHs	Individuals
Morobi	8,202	39,470
Dongo West	5,175	24,789
Chinyi	4,343	19,471
Basecamp Ibakwe	2,714	14,725
Dongo East	2,661	12,934
Belemaling	2,122	10,367
Budri	1,578	7,000

Age & Gender Breakdown



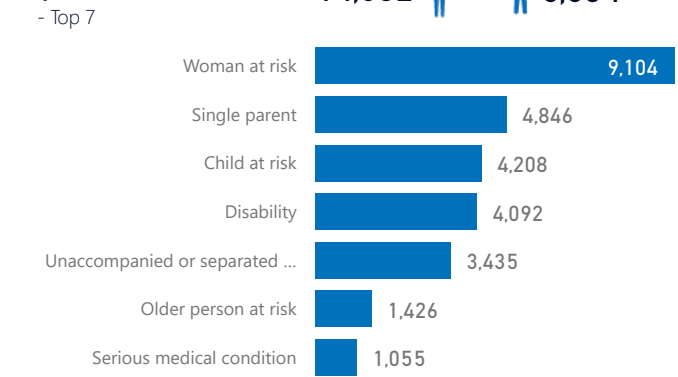
Women and Children
81 %
103,831

Elderly
4 %
5,142

Female
53 %
67,853

Youth 15-24
25 %
32,143

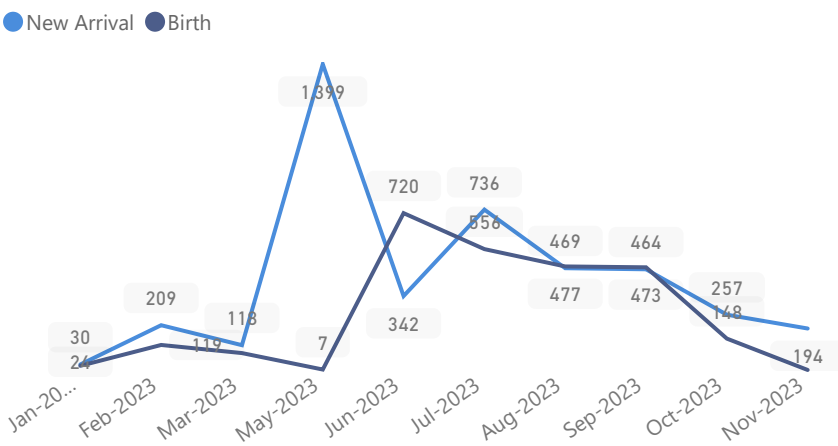
Specific Needs



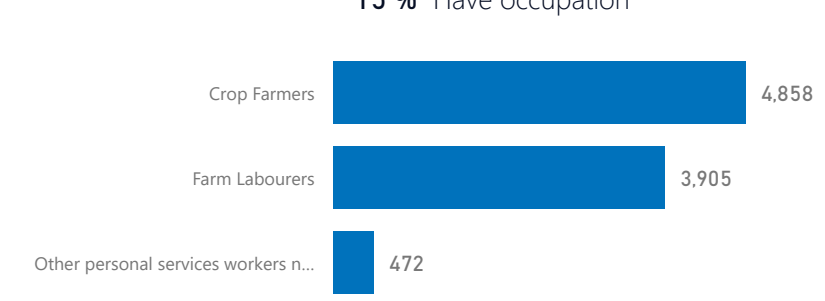
Country of Origin

Country of Origin	Total
South Sudan	128,687
Democratic Republic of the Congo	42
Sudan	38
Eritrea	12
Rwanda	2
Congo, Republic of the	1
Somalia	1

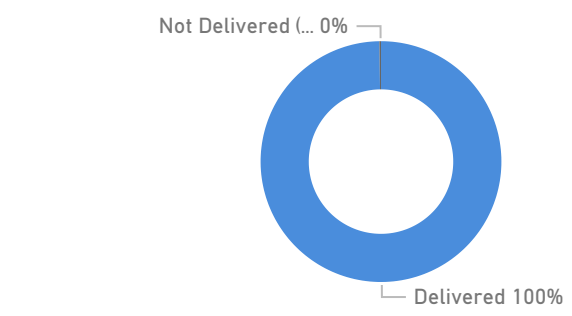
New Registration by Month



Occupation - Top 5



Assistance Status



* Age is between 18 - 59 years for Occupation



UGANDA- REFUGEE STATISTICS NOVEMBER 2023

Rhino

Total Population
152,107

Total Refugees
152,073

Total Households
27,937

Total Asylum-Seekers
34



Women and Children

83 %
126,648



Female

50 %
76,736



Elderly

2 %
3,007



Youth 15-24

27 %
40,915

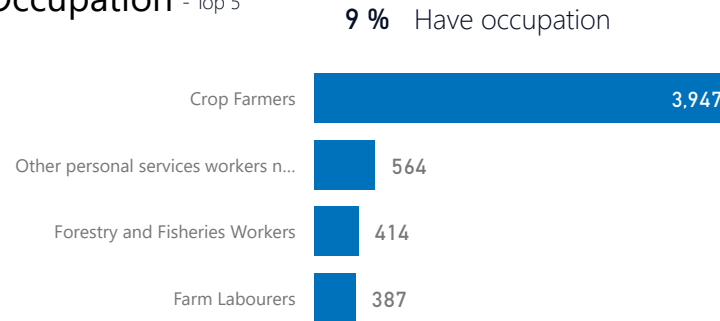
Zones

Zone	HHs	Individuals
Zone Vii	9,163	45,782
Zone Vi	4,969	26,635
Zone Ii	4,329	20,129
Zone Iii	3,672	19,349
Zone I	2,348	15,708
Zone V	1,836	14,321
Zone iv	1,617	10,180

Country of Origin

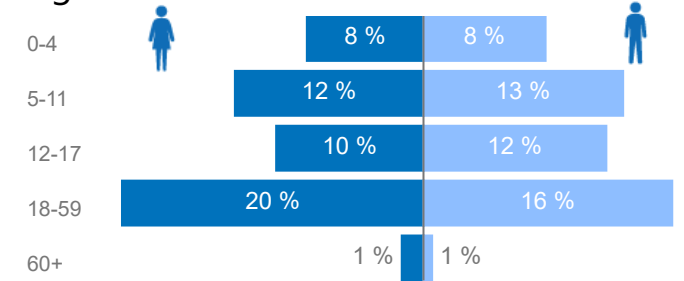
Country of Origin	Total
South Sudan	145,967
Democratic Republic of the Congo	4,941
Sudan	1,102
Rwanda	36
Central African Republic	23
Burundi	10
Ethiopia	10

Occupation - Top 5

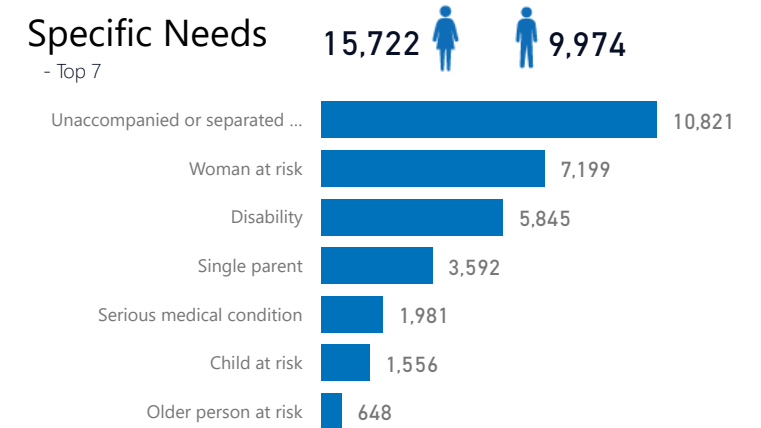


* Age is between 18 - 59 years for Occupation

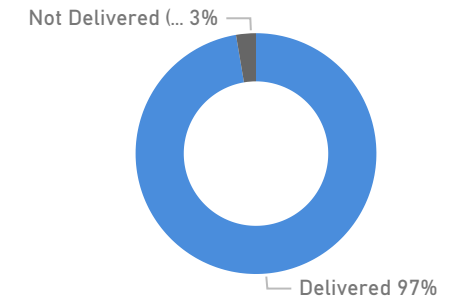
Age & Gender Breakdown



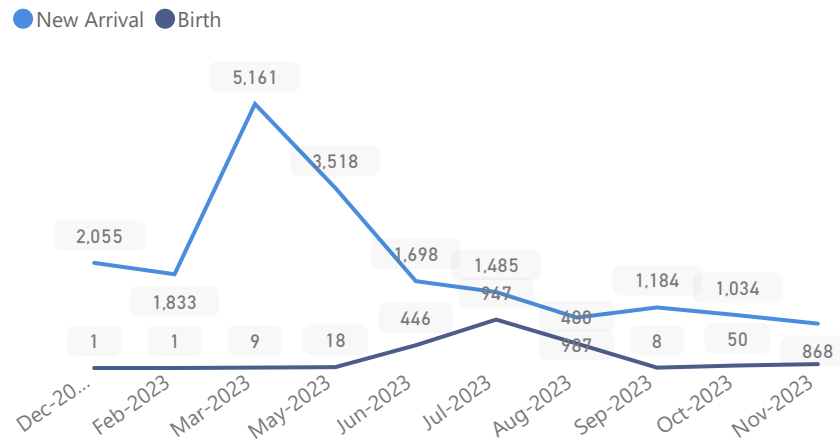
Specific Needs - Top 7



Assistance Status



New Registration by Month





UGANDA- REFUGEE STATISTICS NOVEMBER 2023

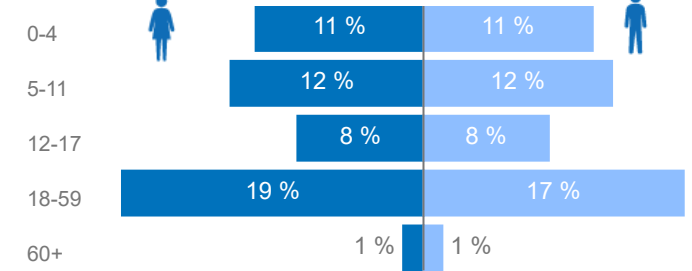
Rwamwanja

Total Population 94,678	Total Refugees 93,569
Total Households 22,228	Total Asylum-Seekers 1,109

Top Zones

Zone	HHs	Individuals
Kyempango	9,982	36,768
Kaihora	2,228	11,304
Mahani	2,331	10,540
Nkoma	1,751	8,514
Ntenungi	1,762	8,514
Base Camp	1,886	8,382
Mahiga	950	4,285
Kikuura	563	2,629
Wajjagahe	420	2,064
Buguta	335	1,633
Makindye Division	6	21

Age & Gender Breakdown



Women and Children
82 %
77,857

Elderly
2 %
2,361

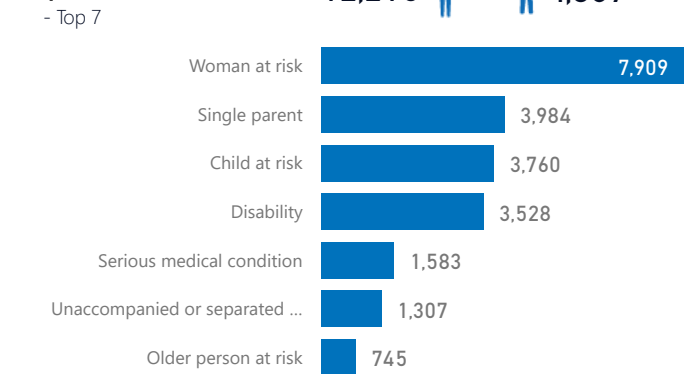
Female
51 %
48,739

Youth 15-24
18 %
17,326

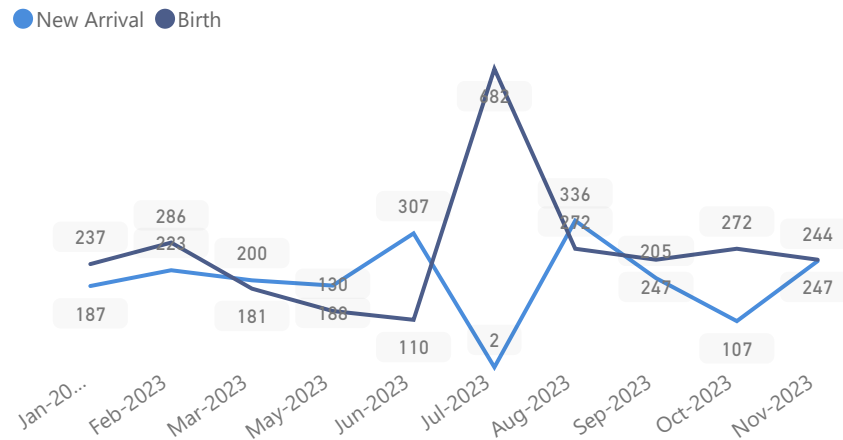
Country of Origin

Country of Origin	Total
Democratic Republic of the Congo	94,093
Rwanda	370
South Sudan	136
Burundi	59
Kenya	7
Somalia	5

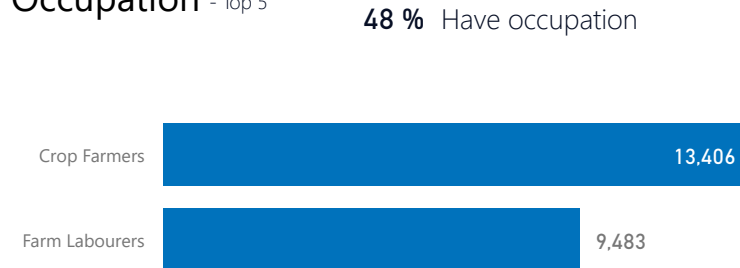
Specific Needs



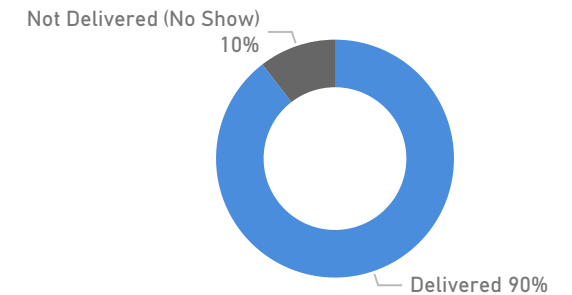
New Registration by Month



Occupation - Top 5



Assistance Status



* Age is between 18 - 59 years for Occupation